LK-811 manual

Product Features

1.Suitable for metal tokens;
2.CPU control for accurate count. Characteristics: precise，quick;
3.Full-new structure design can solve the problem of stuck coin completely;
4.Recognize different sized coin . With indicator light;
5.Selectable output pulse width and accuracy;
6.Anti-cheating and anti-fishing methods effectively;
7.Circuit board adopts SMT technology with anti-fishing function.

Step for Usage

1.Adjust the sliding gear(with slightly press)to prevent misinjection of tokens with excessive diameter.
2.Take out the plastic coin from the slot, put your coin in;
3.According to your coin,select the sensitivity.If you require a high accuracy,adjust it to “precision”.If some true coins were misjudged as false coins，adjust it to “normal”;
4.According to machine's motherboard,select the output pulse switch (25ms/50ms/100ms,usually use 50ms) ;
5.Install coin acceptor.it can be used after connecting power and signal wiress.

A Coin Return Bar: Press the bar when the stuck situation happened

B Step 1: Move the red slip gear with slightly press . small diameter for left side, large diameter for right size. After moving to proper point, release hand the diameter will be aimed. (the scale is 21~32mm)

C Coin Slot: the token diameter is 20~29mm.

D Step 2: Change the red reference coin into token.

E Step3: sensitivity switch select precise / normal default normal



F Plug Instruction



G Step 4 set pulse
slow: 100ms
medium: 50ms
fast:25ms
default 50ms

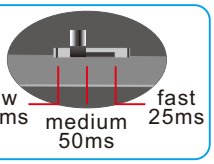

H Sensitivity Fine tuning
(Factory the setit to the best position)

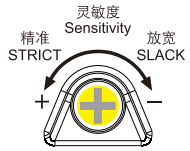

I Indicator Light :
Red light stay on, Product in regular.
Red light stay on, product in regular.
Red light off, causes can consider as power no connect or the product in fault

Communication circuit

When the coin acceptor detects "real coins". The circuit gives a normally closed pulse signal and a normally open pulse signal.
(The pulse signal width can be selected as 25ms/50ms/100ms)
The circuit output of this product is a triode collector or MOS tube drain open output , When it is used,users are advised to use optocouplers to receive signals when designing the interface circuit (see Figure 2).

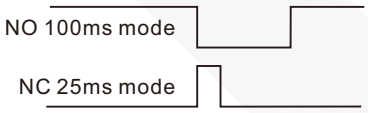

Figure 1

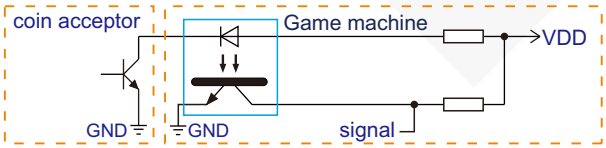

Figure 2

Coin port

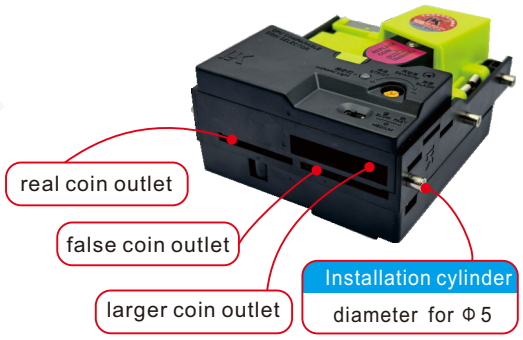

Likang Electronic Technology Co.,Ltd.
www.lk.cm

Product Size Unit: mm

Note: Band () is the relative size of the coin slot

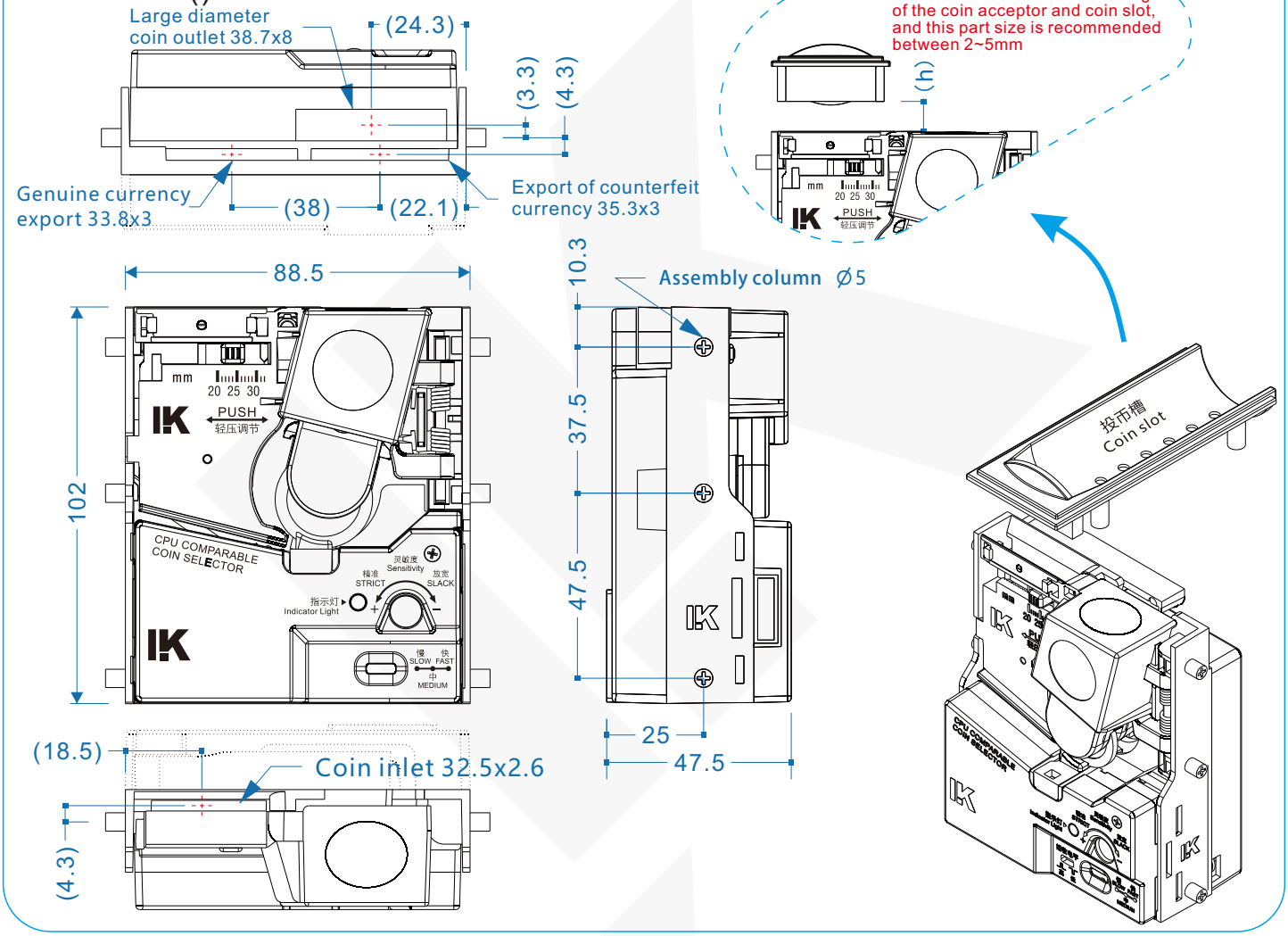

Common abnormalities handling

A.Card currency
1.Check whether the coin slot of the machine is aligned with the coin slot of the coin dispenser;
2.Check if the coin slot of the machine and the coin slot of the coin dispenser are skewed.

B.Coin not passed
1.If there is poor contact in the coin power outlet;
2.If the wiring is correct;
3.If there is a foreign body in the coin track;
4.If power supply 12V is normal;
5.If the out mouth of coin is smooth;
6.If prototype is fit correctly;
7.If mounting depth is enough;
8.If there is a foreign body in the coin track, such as electric eye position is blocked.

C. Coin not score
1.If SW1 NO/NC is set matched;
2.If SW2 plus width is matched;
3.If the signal is connected well,if connection method is correct;
4.Coin signal and open collector output,if the target board is connected with pull-up resistor.

D. Coin not smooth
1.Adjust precise switch, precision stall:more stringent selection, commonly normal stall;
2.If prototype is fit correctly;
3.If coin slot is smooth,such as hopper tank depositing port and slot machine outlet slot are aligned;
4.Adjust VR knob,clockwise screening more relaxed, counterclockwise more strict.

E. Accept false coin
1.Adjust precise switch to precision stall;
2.Counterclockwise adjust VR knob(counterclockwise more strict)

F. Code mode doesn't move
1.If the wiring is correct(An end of the code table is connected with code table line , the other end of DC+12V);
2.If the code mode is bad;
3.Cable resistance is too large, resulting in power is below standard;
4.The power supply voltage and rated voltage code table required are the consistent.

Basic parameters

Operating voltage			DC12V±10%
Standby currency			≤60mA
Operating currency (Maximum current)			≤800mA
Suggested input			12V ⎓ 1.5A
Operating temperature			-15℃~65℃
Output mode			OC.
Output signal			25ms/50ms/100ms
Coin diameter			20~29mm
Coin thickness			1.2~2.3mm
Individual packaging	Meas		106*60*115mm
	Gross weight	without wire	233g
		with wire	255g
Carton packaging	Package		60PCS/SET
	Meas		440*320*370mm
	Gross weight	without wire	14.7KG±5%
		with wire	15KG±5%

If product technology improved, it will be edited in the new manual without notice. The ultimate interpretation of this manual is up to Guangzhou Likang Electronic Technology Co.,Ltd.

Likang Electronic Technology Co.,Ltd.
www.lkchina.asia